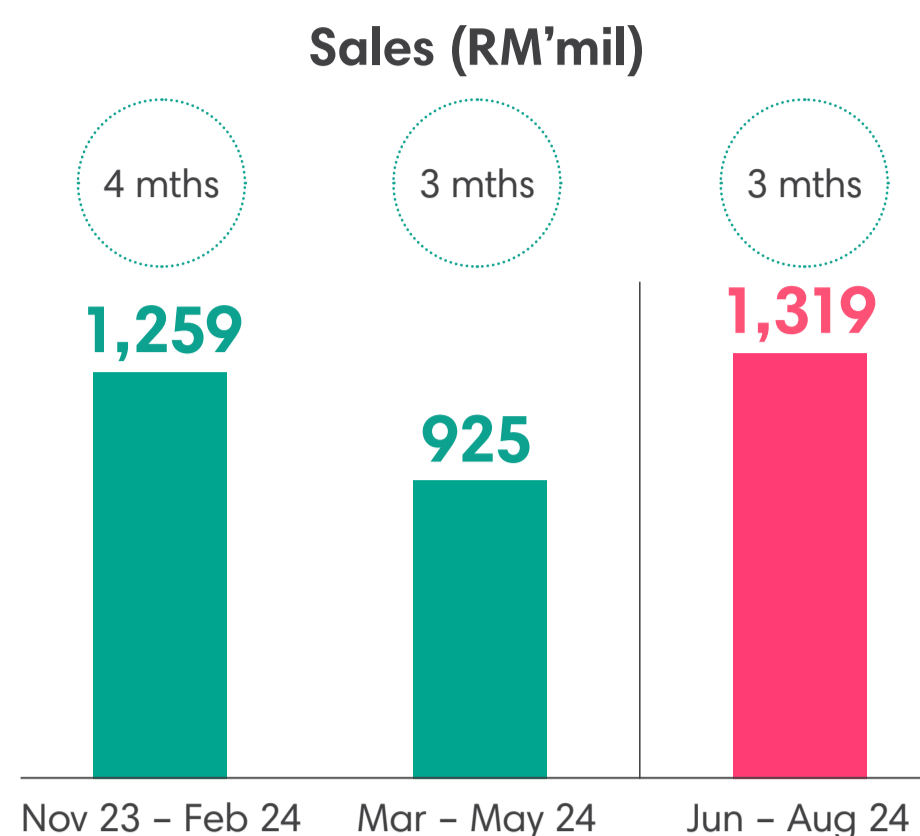


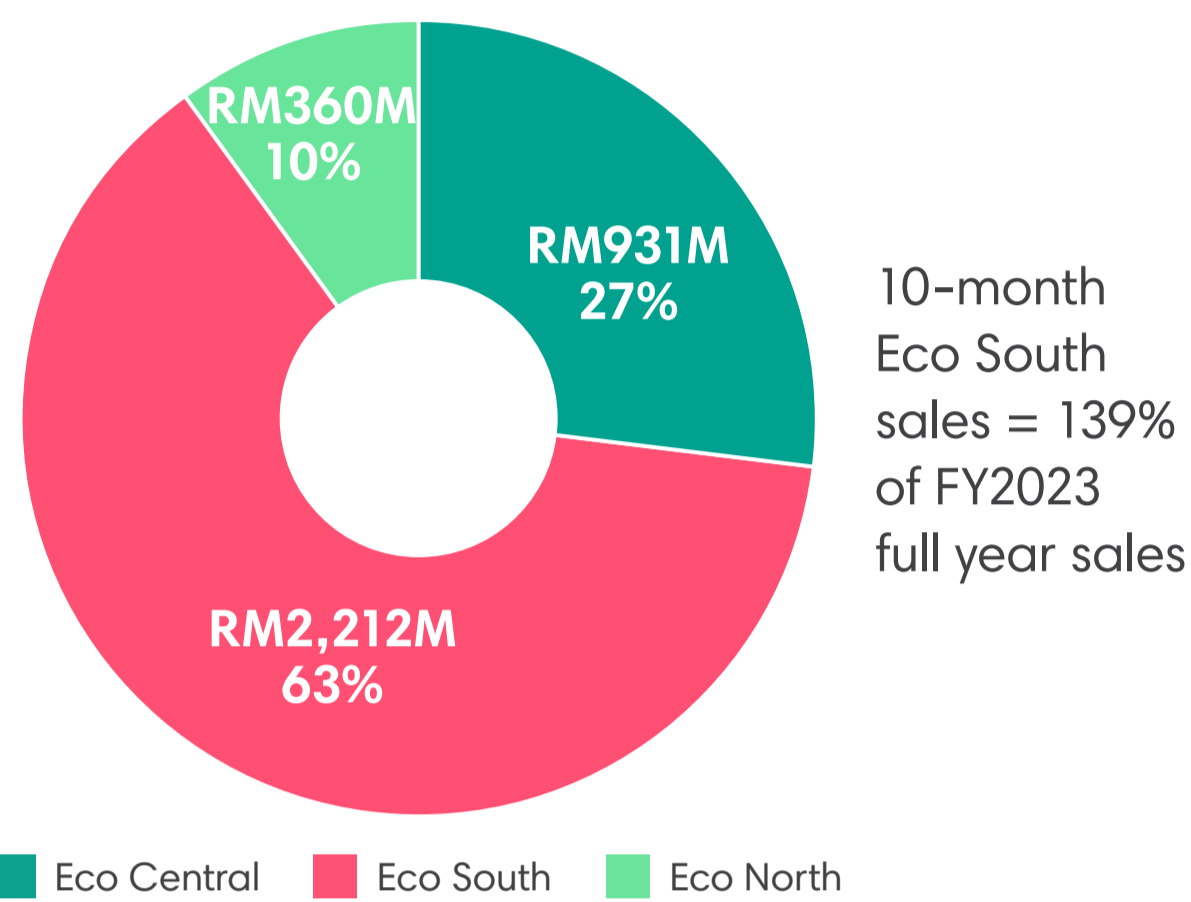
## 10 MONTHS SALES AS AT 31 AUG 2024

**RM3.503B**  
FY2024 Sales Target Exceeded

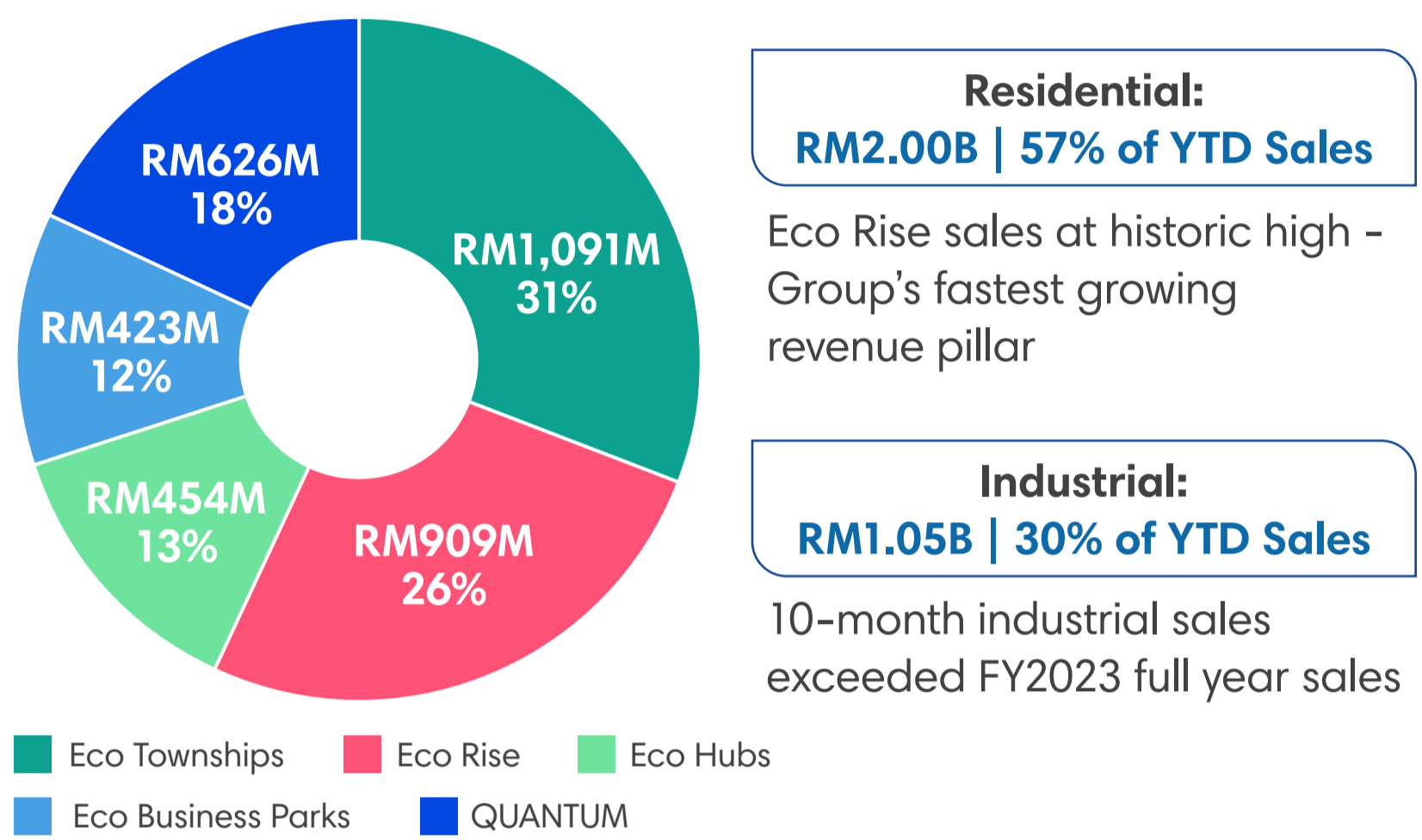


## YTD SALES

### BY REGION



### BY REVENUE PILLAR



## NEW REVENUE PILLAR

LAUNCHED ON 1 AUG 2024

Anchored by  
**2 HYPERSCALE DATA CENTRE CAMPUSES**


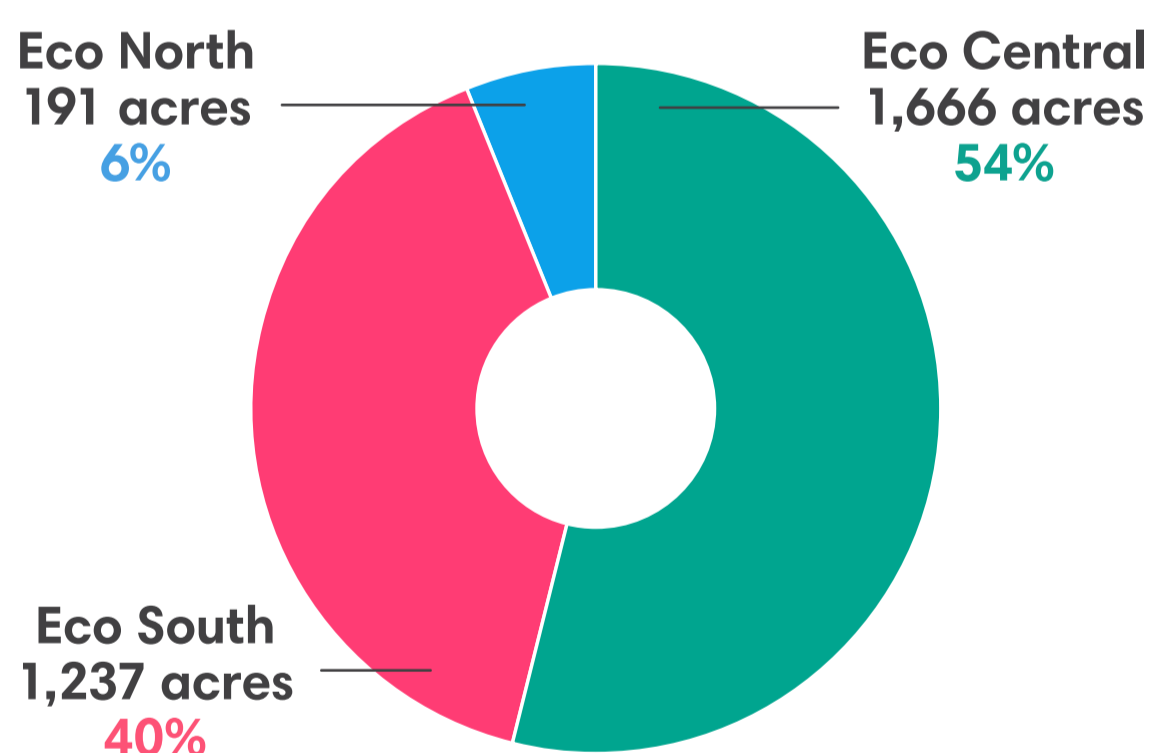
### QUANTUM EDGE

7 June 2024  
123-acre Industrial Land sale  
• Microsoft Payments (Malaysia) Sdn Bhd  
• RM402 mil / 75 psf

16 August 2024  
57-acre Industrial Land sale  
• Princeton Digital Group  
• RM224 mil / 90 psf

## 3,094 ACRES REMAINING LANDBANK

AS AT 31 AUG 2024



Actively working on more land acquisitions to increase market share

## FINANCIAL UPDATES 3Q FY2024

Revenue  
**RM526 mil**  
▲ 10.4%  
vs 3Q FY2023

Gross Profit  
**RM165 mil**  
▲ 27.1%  
vs 3Q FY2023

GP Margin  
**31.3%**  
27.2% in  
3Q FY2023

Share of  
M'sia JVS  
**RM19 mil**

Share of EWI Results<sup>(1)</sup>  
**(RM1 mil)**  
<sup>(1)</sup> Recategorised as  
associate company

### Profit After Tax

3Q FY2024  
**RM80 mil**  
▲ 21.3%  
increased y-o-y

YTD FY2024  
**RM220 mil**  
▲ 18.3%  
increased y-o-y

### Dividend

**2 Sen**  
2nd interim dividend  
declared in 3Q FY2024

**Total  
4 Sen**  
declared YTD  
FY2024

## HIGH FUTURE REVENUE + STRONG CASHFLOW + LOW GEARING

Future Revenue	Total Borrowings	Cash & Bank Balances	Gross Gearing	Net Gearing
<b>RM4.49B</b>	<b>RM2.58B</b>	<b>RM1.55B</b>	<b>0.53X</b>	<b>0.21X</b>

Well positioned to acquire more landbank to drive future growth